

A blurred background image showing a person's hands writing on a document with a pen. The person is wearing a white shirt. The image is overlaid with a large orange rectangle on the right side, which contains the title and publisher information.

POSTECH-KSIF

Online Korean Course Guide

POSTECH International Relations Office



INDEX

01 What is KSIF

02 How to Register with KSIF

03 How to Take Level Test

04 How to Take Courses from KSIF

05 How to Receive a Certificate from KSIF

The background of the slide features a warm, orange-toned photograph. It depicts several individuals in a professional or academic setting. In the foreground, a person's hands are visible, holding a pen and pointing at a document. The document contains a bar chart with several vertical bars of varying heights. Other people are partially visible in the background, some looking at the same document. The overall atmosphere is one of collaborative work and study.

01

What is KSIF

King Sejong Institute Foundation (KSIF) is the public institution manages overseas Korean Language education and extends Korean culture.

Based on the Partnership between POSTECH & KSIF,
Students enrolled in POSTECH (*including exchange students*)
can take Free Online Korean Language & Culture Courses.

02

How to Register with KSIF

1. Click the "Register" button

The screenshot displays the homepage of the Online King Sejong Institute. At the top, the logo and name 'King Sejong Institute Foundation' are visible. A search bar and navigation links for 'Login' and 'My class' are present. A horizontal menu bar contains links to 'About the Online King Sejong Institute', 'Guide to How to Use', 'Learning', and 'Notice'. The main content area features a large 'Self Study Challenge' banner with a cartoon character and event details. To the right, a 'Notice' section lists recent announcements. A red box highlights the 'Register' button in the top right corner of the main content area. At the bottom, a banner promotes the 'Korean Level Test' with a 'Go to Online level test' button.

King Sejong Institute Foundation

Frequently Searched Keywords | Learn Korean Basic Korean Sejong Korean

Display Size + - 한국어 ENG 中文

Login | My class

About the Online King Sejong Institute | Guide to How to Use | Learning | Notice

#Study with me

Self Study Challenge

Event Period 6.17. (Mon) ~ 7.28. (Sun) (KST)

Winner Announcement 8.6. (Tue) (KST)

Register>

Login>

Notice

Lecture 2024 Online King Sejong Institute Opening Sched...

Others Online KSI Self Study Challenge / 온라인 세종학당 ...

Lecture Online KSI 2nd Semester Introductory Course regi...

Will you start learning Korean that suits your level through the Korean Level Test?

Before taking the course, take the Korean Level Test.

Go to Online level test

Online King Sejong Institute Website
(<https://www.iksi.or.kr>)

02

How to Register with KSIF

2. Click the "Register" button under Learner Section



King Sejong Institute Foundation Online Service Register

Please select the type of membership you are in



Learner

Children/Student under 14 years of age
requires legal representative consent.

2

Register



Teacher

Please Join on Homepage and
learn about Korean language education.

Register

02

How to Register with KSIF

3. Check all Required boxes
* *Optional item is up to your decision*

4. Click "Agree" button

King Sejong Institute Foundation Online Service Register

Please agree to the Terms and Conditions for Use and Collection of Personal Information.

☐ I agree to all of the Terms and Conditions below.

☐ Terms of Use (required) ^

6. Agreeing to these Terms includes regularly visiting the Web to check for changes and agree to them. This website is not responsible for any damages incurred by users due to lack of information about changed terms and conditions.

7. If members do not agree to the changed terms and conditions, they may request withdrawal (cancellation) of membership. If a member does not express his/her intention to refuse and continues to use the service even after 7 days from the effective date of the changed terms and conditions, he/she is deemed to have agreed to the changes to the terms and conditions.

☐ Consent to collection and use of personal information (required item) v

☐ Entrustment of personal information handling (required item) v

☐ Agree to subscribe to periodicals (optional item) v

3

4

Agree


02

How to Register with KSIF

5. Enter your POSTECH E-mail
* Do not use your personal or home institution email
* Your POSTECH E-mail will be your ID

6. Click "Certify" button
* You will receive Authentication Number on POSTECH mailbox. With the Authentication Number, certify your email

7. Fill in other section



The screenshot shows the registration page for the King Sejong Institute Foundation. At the top is the logo and name in Korean and English. The main heading is 'King Sejong Institute Foundation Online Service Register'. Below it, a sub-heading says 'Please proceed with Identification and Information Entry.' The registration form is titled 'Account Information' and contains three input fields: 'ID', 'Password', and 'Confirm Password'. The 'ID' field is highlighted with an orange box and a dashed line pointing to the number '5' on the left. The 'Certify' button is highlighted with an orange box and a dashed line pointing to the number '6' on the right. The 'Password' and 'Confirm Password' fields are highlighted with an orange box and a dashed line pointing to the number '7' on the left. A red text note below the password field states: 'Please enter a password of at least 8 characters using a combination of at least 3 alphabets, numbers, and special characters, or 10 characters using a combination of 2 or more characters.'

02

How to Register with KSIF

7. Fill in other section
8. Click "Sign Up" button

7

Please enter Nickname.

* Name

Family Name First Name

Gender

☒ Female ☐ Male ☐ Not Selected

Nationality

KOREA, REPUBLIC OF

Date of Birth

Year Month Day

(Optional) Do you agree to receive e-mails?

☒ Agree ☐ Disagree

Confirmation under 14 years of age For Domestic Members Only

☒ 14 years of age or older ☐ under 14 years of age


8

Sign Up

02


How to Register with KSIF


9. Log in with your ID (POSTECH email) & Password
* Use the Password you set during the Register



Frequently Searched Keywords | Learn Korean Basic Korean Sejong Korean

Display Size + - 한국어 [ENG](#) 中文

 [Login](#)

 [My class](#)

About the Online King Sejong Institute

Guide to How to Use

Learning

Notice


#Study with me


Self Study Challenge




Event Period6.17. (Mon) ~ 7.28. (Sun) (KST)


Winner Announcement8.6. (Tue) (KST)

< 2 | 7 >








 Register>

9


Login>


 Notice


[+ More](#)

Lecture

2024 Online King Sejong Institute Opening Sched...


 온라인세종학당


 2024-01-31


 24310

Others

Online KSI Self Study Challenge / 온라인 세종학당 ...


 온라인세종학당


 2024-06-17


 2311

Lecture

Online KSI 2nd Semester Introductory Course regi...


 온라인세종학당

 2024-06-12


 1249

Will you start learning Korean that suits your level through the Korean Level Test?

Before taking the course, take the Korean Level Test.



Go to Online level test



03

How to Take Level Test

1. Click "Go to Online level test" button

The screenshot shows the homepage of the King Sejong Institute Foundation. At the top, there is a navigation bar with the logo, search bar, and links for 'Logout' and 'My class'. Below this is a menu with 'About the Online King Sejong Institute', 'Guide to How to Use', 'Learning', and 'Notice'. The main content area features a large banner for the '2024 세종학당 한국어 말하기·쓰기 대회' (King Sejong Institute Korean Speaking & Writing Contest). The banner includes details about participation (students and parents) and prizes (travel opportunities). To the right of the banner is a 'Notice' section with three items: '2024 Online King Sejong Institute Opening Sched...', 'Online KSI Self Study Challenge / 온라인 세종학당 ...', and 'Online KSI 2nd Semester Introductory Course regi...'. At the bottom of the page, there is a blue banner with the text 'Will you start learning Korean that suits your level through the Korean Level Test? Before taking the course, take the Korean Level Test.' and a prominent orange button labeled 'Go to Online level test'.

Will you start learning Korean that suits your level through the Korean Level Test?

Before taking the course, take the Korean Level Test.

1

Go to Online level test

How to Take Level Test

2. Choose the Test Options based on your Korean Language Skill

** If you never learned Korean before, click "Beginner Test"*

3. After taking the Test, you will receive the Result

4. Download the Result Page if you want to keep it

** You will not be able to re-open the result page once you close it*



English ▾



Read about the different levels in the table below and choose between the Beginner or Intermediate Test. To be placed in Level 1 or Level 2, choose the Beginner Test and to be placed in Level 3 or Level 4, please choose the Intermediate Test.

The purpose of this test is to grasp your current Korean level and consequently to place you within the correct Korean class. We hope that you will choose your level wisely.

Level	Ability	Test options
Level 1	You can hold simple greetings in Korean and have a basic command of everyday conversations.	<div>Beginner Test</div>
Level 2	You are able to hold short conversations on familiar daily situations, and are able to carry out simple functional conversations on topics such as buying things or asking for directions.	
Level 3	You are able to speak relatively fluently on everyday topics. You are able to give simple explanations on social or abstract subject matters such as holidays, rules, employment etc.	<div>Intermediate Test</div>
Level 4	You are able to speak both fluently and accurately on topics related to everyday life. You are able to explain familiar social or abstract subject matters in lengthy paragraphs.	

How to Take Courses from KSIF

1. Click "Learning" button

2. Click "Self learning Korean Courses"

* Self-learning Korean Courses

These are RECORDED lectures and you can register & take courses whenever you want

* Cyber Korean Courses & Cyber Korean Culture Courses

These are LIVE lectures and you cannot take them whenever you want

They have a Registration Period set and you can only take the courses if you register during the period

The screenshot shows the homepage of the King Sejong Institute Foundation. The header includes the logo, search bar, and language options (Korean, English, Chinese). The main navigation menu has four items: "About the Online King Sejong Institute", "Guide to How to Use", "Learning", and "Notice". The "Learning" menu is highlighted with an orange box and labeled with a large orange "1". Below the "Learning" menu, there are two sub-menus: "Cyber Korean Courses" and "Self-learning Korean Courses". The "Self-learning Korean Courses" sub-menu is highlighted with an orange box and labeled with a large orange "2". The main content area features a banner for the "2024 King Sejong Institute Korean Speaking & Writing Contest" with details about participation and prizes. The right sidebar contains a "Notice" section with a "More" button and a list of recent notices.

King Sejong Institute Foundation

Frequently Searched Keywords | Learn Korean Basic Korean Sejong Korean

Display Size + - 한국어 ENG 中文

Logout My class

About the Online King Sejong Institute Guide to How to Use **1 Learning** Notice

Cyber Korean Courses
Cyber Korean Culture Courses

2 Self-learning Korean Courses

Notice More

Lecture 2024 Online King Sejong Institute Opening Sched...
온라인세종학당 2024-01-31 24310

Others Online KSI Self Study Challenge / 온라인 세종학당 ...
온라인세종학당 2024-06-17 2311

Lecture Online KSI 2nd Semester Introductory Course regi...
온라인세종학당 2024-06-12 1249

Will you start learning Korean that suits your level through the Korean Level Test?
Before taking the course, take the Korean Level Test.


Go to Online level test

04

How to Take Courses from KSIF

3. Click the course that you want to take

** If you haven't learned Korean before, take from Introductory Level*



King Sejong Institute Foundation


Frequently Searched Keywords | Learn Korean Basic Korean Sejong Korean


Display Size

+

-

 한국어 [ENG](#) 中文

 Logout

 My class

About the Online King Sejong Institute

Guide to How to Use

Learning

Notice

Self-learning Korean Courses

0

※ As these are self-paced courses, no certificate of completion will be issued.

Introductory

Sejong Korean Introductory

King Sejong Institute Korean Introduction

3

Beginner 1

King Sejong Institute Korean 1

Sejong Korean Conversation 1

Beginner 2

King Sejong Institute Korean 2

Sejong Korean Conversation 2

Intermediate 1


King Sejong Institute Korean 3

Sejong Korean Conversation 3

04

How to Take Courses from KSIF

4. Click the course box
* Check the Instruction Language, KSIF usually provide ENG & KOR, and sometimes others (eg. CHN, VTN, else)



King Sejong Institute Foundation

Frequently Searched Keywords | Learn Korean Basic Korean Sejong Korean

Display Size

+

-

 한국어 [ENG](#) 中文

Logout

My class

About the Online King Sejong Institute

Guide to How to Use

Learning

Notice

Self-learning Korean Courses

2

FIND
LEARNING
COURSE

SEARCH BY LEVEL
Introductory

SEARCH BY SUBJECT
SEARCH BY SUBJE

SEARCH BY LECTURE
Sejong Korean Intr

SEARCH BY LANGUAGE
SEARCH BY LANGU

KOR

세종한국어 입문

2024-01-01~2024-12-31

ENG

Sejong Korean Introduction

2024-01-01~2024-12-31

4

04

How to Take Courses from KSIF

5. Click the "Apply" button

The screenshot shows the KSIF website interface. At the top, there's a header with the KSIF logo, a search bar, and navigation links for 'Logout' and 'My class'. Below the header, there's a navigation bar with links to 'About the Online King Sejong Institute', 'Guide to How to Use', 'Learning', and 'Notice'. The main content area features a course titled 'Sejong Korean Introduction' with a thumbnail image. To the right of the thumbnail, there's a table with course details:

ENG Permanent Curriculum	
Registration Period	2024-01-01 ~ 2024-12-31
Registration Cancellation Period	2024-01-01 ~ 2024-12-31
Lecture Period	2024-01-01 ~ 2024-12-31
Review Period	2025-01-01 ~ 2025-01-01

Below the table, there's a button labeled 'Lecture Fee | Complimentary'. To the right of the course details, there's a red box with the number 5 and an 'Apply' button. Below the 'Apply' button, there's a button labeled 'Store Interested Curriculum'.

Curriculum Details

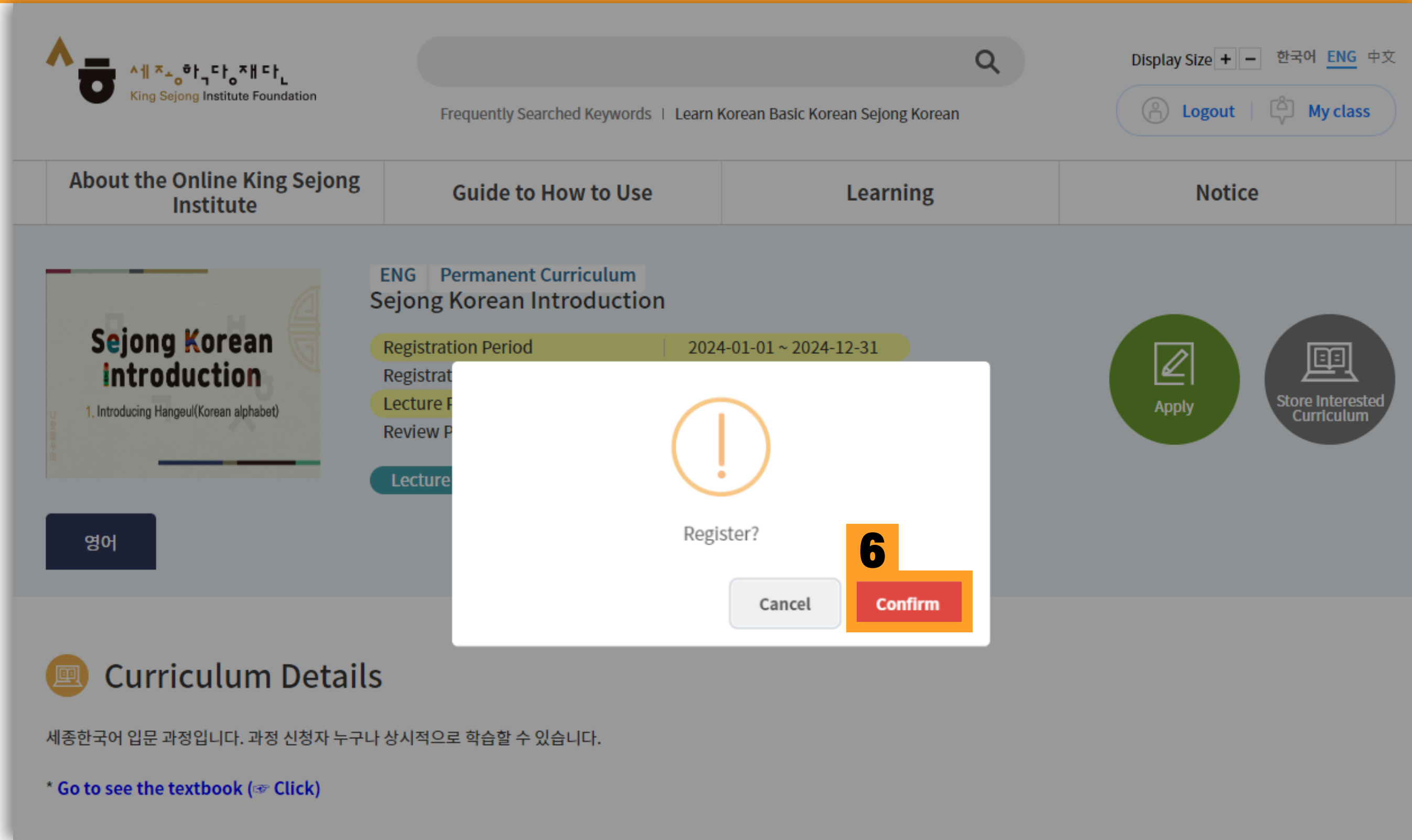
세종한국어 입문 과정입니다. 과정 신청자 누구나 상시적으로 학습할 수 있습니다.

* [Go to see the textbook](#) (🔗 Click)

04

How to Take Courses from KSIF

6. Click the "Confirm" button



The screenshot shows the KSIF website interface. At the top, there is a header with the KSIF logo, a search bar, and navigation links for 'Logout' and 'My class'. Below the header is a navigation menu with tabs: 'About the Online King Sejong Institute', 'Guide to How to Use', 'Learning', and 'Notice'. The main content area displays the 'Sejong Korean Introduction' course details, including the registration period (2024-01-01 ~ 2024-12-31) and a 'Register?' button. A modal dialog box is overlaid on the page, asking 'Register?' with 'Cancel' and 'Confirm' buttons. The 'Confirm' button is highlighted with a large orange '6'. Below the modal, there is a 'Curriculum Details' section with a description in Korean and a link to 'Go to see the textbook'.

King Sejong Institute Foundation

Frequently Searched Keywords | Learn Korean Basic Korean Sejong Korean

Display Size + - 한국어 [ENG](#) 中文

[Logout](#) | [My class](#)

About the Online King Sejong Institute | Guide to How to Use | Learning | Notice

ENG Permanent Curriculum
Sejong Korean Introduction

Registration Period | 2024-01-01 ~ 2024-12-31

Registrat
Lecture P
Review P
Lecture

영어

Register?

Cancel Confirm

6

Apply | Store Interested Curriculum

Curriculum Details

세종한국어 입문 과정입니다. 과정 신청자 누구나 상시적으로 학습할 수 있습니다.

* [Go to see the textbook](#) (🔗 Click)

04

How to Take Courses from KSIF

7. You will be able to see that the "Apply" button has been changed into "Cancel"

8. Click the "My Class" button

The screenshot shows the KSIF website interface. At the top, there is a search bar and navigation links for 'Logout' and 'My class' (highlighted with an orange box and the number 8). Below the navigation bar, there are tabs for 'About the Online King Sejong Institute', 'Guide to How to Use', 'Learning', and 'Notice'. The main content area displays the 'Sejong Korean Introduction' course details. The course is titled 'Sejong Korean Introduction' and includes a sub-header '1. Introducing Hangeul(Korean alphabet)'. The course is available in English ('ENG') and is part of the 'Permanent Curriculum'. The registration period is from 2024-01-01 to 2024-12-31, and the lecture period is also from 2024-01-01 to 2024-12-31. The review period is from 2025-01-01 to 2025-01-01. The lecture fee is complimentary. There are two buttons: 'Cancel' (red) and 'Store Interested Curriculum' (grey).

Registration Period	2024-01-01 ~ 2024-12-31
Registration Cancellation Period	2024-01-01 ~ 2024-12-31
Lecture Period	2024-01-01 ~ 2024-12-31
Review Period	2025-01-01 ~ 2025-01-01

Lecture Fee | Complimentary

Curriculum Details

세종한국어 입문 과정입니다. 과정 신청자 누구나 상시적으로 학습할 수 있습니다.

* [Go to see the textbook](#) (🔗 Click)

04

How to Take Courses from KSIF

9. Go to "My Lecture"

10. Click the "Statrt" button

The screenshot displays the KSIF user interface. On the left is a dark sidebar with icons and labels for 'My Account', 'My Lecture' (highlighted with an orange box and a large '9'), 'My Data', 'Certificate', and 'Message Box'. The main content area is titled 'Lecture Curriculum' with a '1' in a dark circle. Below this, there are three status buttons: 'in Lecture' (orange), 'Waiting' (light orange), and 'The End' (light orange). A 'Notice' bell icon is also present. The main content area shows a card for 'Self-learning Korean Courses' with the title 'Sejong Korean Introduction'. The card includes details: 'Free ENG', 'Status of Taking Lectures: in Lecture', 'Enrollment Date: 2024-06-24', 'Teacher: 운영관리', and 'Lecture Period: 2024-01-01~2024-12-31'. A large orange box with the number '10' highlights the 'Start' button. Below the card is a pagination bar with '<<' '<' '1' '>' '>>'.

King Sejong Institute

My Account

9 My Lecture

My Data

Certificate

Message Box

Lecture Curriculum 1

in Lecture Waiting The End Notice

Self-learning Korean Courses

Free ENG Sejong Korean Introduction

Status of Taking Lectures in Lecture Enrollment Date 2024-06-24

Teacher 운영관리 Lecture Period 2024-01-01~2024-12-31

10 Start Cancel

<< < 1 > >>

How to Receive a Certificate from KSIF

1. Go to "Certificate" page at My Class

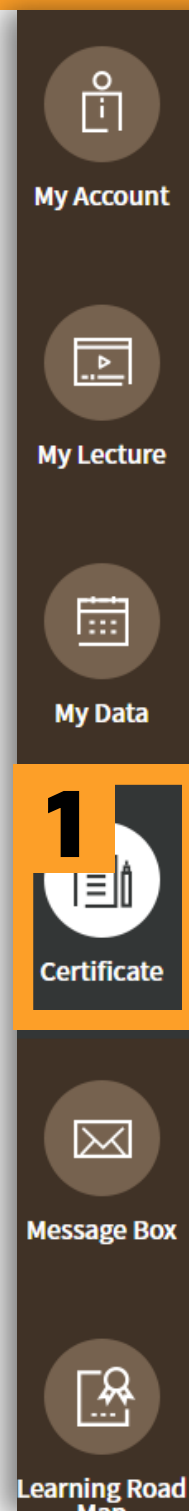
2. You will be able to see the course Completed

3. Download the Certificate or Capture the screen with Blue Completed button

* Self-learning Korean Courses

They do not have actual Certificate Paper, so you just need to capture the screen to prove you have completed the course

You might not be able to use the screenshot for any proof so if you are looking for the course that gives you the certificate, and need to submit somewhere, please take Cyber Korean Courses



A blurred background image showing a person's hands writing on a document with a pen. The person is wearing a white shirt. The image is overlaid with a large orange rectangle on the right side, which contains the title and publisher information.

POSTECH-KSIF

Online Korean Course Guide

POSTECH International Relations Office